



The Graduate and Professional Student Senate

Program Review of The Department of Chemistry Fall 2011: Catalyst Survey Results

The Graduate and Professional Student Senate (GPSS) conducts program reviews of academic departments that coincide with the Graduate School's Program Review process. GPSS reviews are a vital component of the final Graduate School Program Report, because the data collected and presented by the GPSS serves as the primary source of graduate and/or professional student feedback in the Graduate School's Program Review process.

For most reviews, the GPSS conducts a two-part review of the academic department that results in two separate reports. The first part is based on an electronically administered Catalyst Survey requesting feedback from the graduate and/or professional students within the department being reviewed. The survey results are largely quantitative and the results of that survey contained within this report. The second part of the GPSS sponsored program review involves two GPSS Senators conducting an in-house focus group session dedicated to further exploring issues raised by the Catalyst Survey and collecting largely qualitative information. The Senators take their notes from the focus group and compile the second report. The results of the focus group meeting should be reported within one to two weeks after the external review committee has visited the department.

For more information about the GPSS Program Review Process or questions regarding this Report please contact gpsspa@u.washington.edu

Chemistry Graduate Program Review

Review Scope and Purpose

This review **DOES** contain a summary of graduate student opinions and feelings regarding their department.

This review **DOES NOT** seek to evaluate the department or give a general overview of the academic program. For more general and background data regarding the department, academic program, faculty, courses, and research, please see the *Chemistry Department Self-Study*.

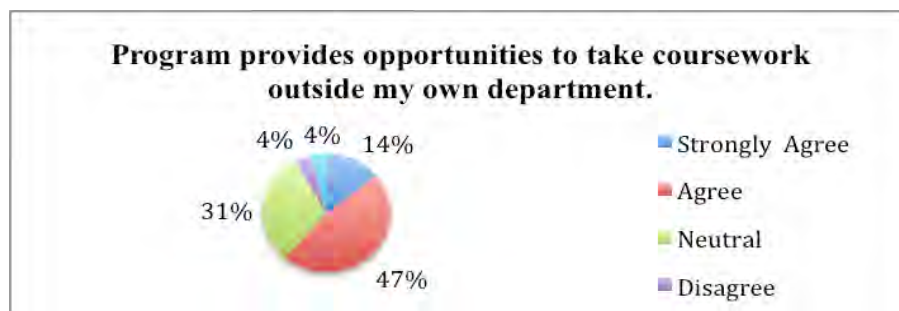
Executive Summary of Findings

The Graduate and Professional Student Senate (GPSS) sponsored and administered a Catalyst Survey to the graduate and/or professional students in the Chemistry Department between 7th and 17th of October 2011. The two GPSS Chemistry Department Senators, Ms. Alina Schimpf and Mr. Sanjay Hari, assisted the GPSS achieve a 25% return rate (47/180) for this survey. The purpose of this survey was to ensure the voice and opinion of the students within this program was included in the review process and thereby taken into account during the planning of the future direction of the program. The results of this survey are summarized within this executive summary, while a copy of the survey and the summarized data are presented as appendices. The original survey data is available from the GPSS upon request, and a summary of the data is provided in this report (Appendix A).

Executive Summary of Survey Results: The follow sections correspond to the sections as indicated in the survey (Appendix B).

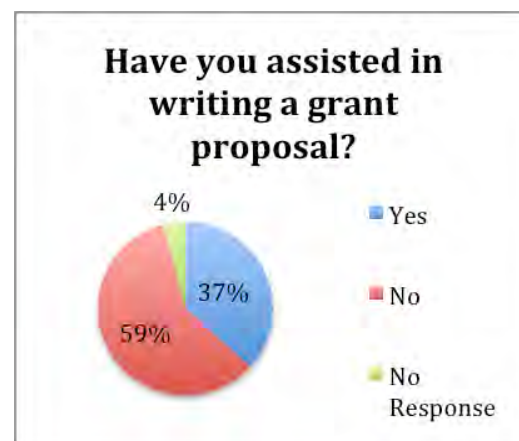
I. Academic Program

- The majority of respondents agreed (~75%) the department's academic standards, integration of current developments in the field, and the space and facilities are of high quality.
- The majority of respondents (~75%) believed the intellectual quality of the faculty and graduate students were of high quality, and that the department does a very good job of fostering a sense a community among them.
- The majority of respondents agreed that the program supports their research goals and encourages collaboration and teamwork, but there is some indication that most of this collaboration appears to be taking place within the department and not necessarily involving cross-disciplinary collaboration.



II. Research Experience

- The majority (~75%) of respondents feel they were being well-trained prior to beginning their research, but only half feel as if they receive above average or higher quality faculty guidance and assistance from technical staff in their research.
- Less than half of the respondents indicate they have received experience-writing grants, attended a professional conference and/or presented scholarly research.



III. Career Counseling and Job Search

- 20-40% of the survey respondents did not participate in a series of questions asking about assistance with career counseling and job searches. However, of those that did, approximately 50% felt the department was doing a satisfactory job.

IV. Advising

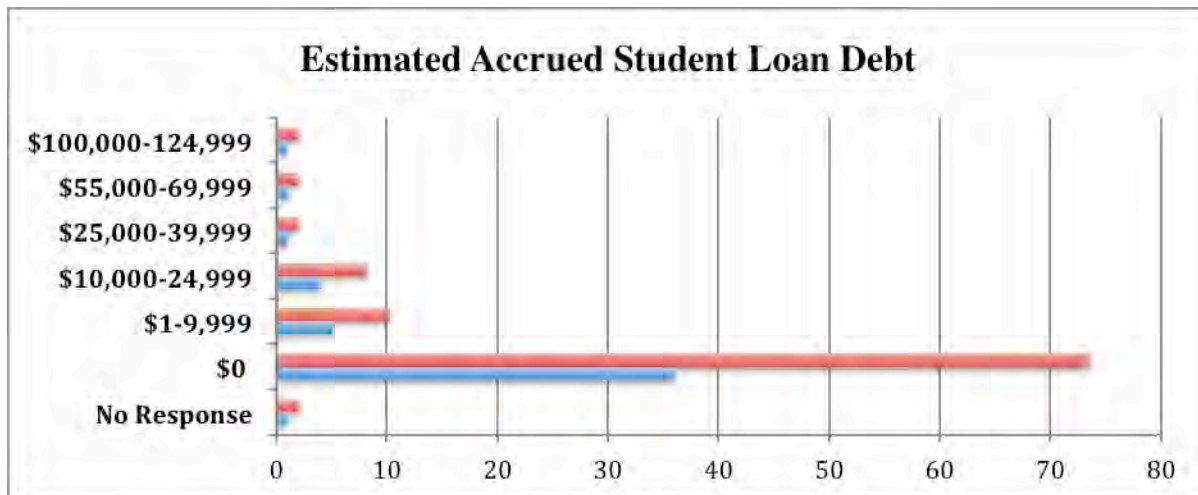
- The majority of respondents (50-75%) feel they are receiving good advice from their advisors regarding preparation for oral and written examinations, thesis and dissertation proposals, research, plagiarism and intellectual property issues.
- A few respondents noted the primary focus of the department is on training students for academic careers, and 30% felt the department was doing a poor job of providing guidance on careers outside of academia and/or searching for outside positions.

V. Departmental Community

- The majority of respondents (50-75%+) feel as if the program is committed to attracting, accepting and helping to support diverse students, but (84%) of the student does not know if the department has a diversity committee.

VI. Funding

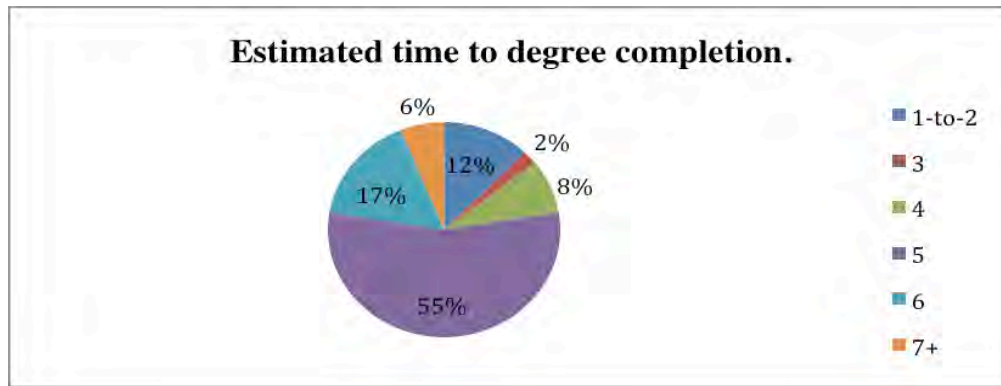
- 75% of the respondents indicated they would accumulate no student loan debt as a result of attending this program, while 20% will accrue upwards of \$25,000 in debt.



- The majority of respondents indicated (80%+) that they have some sort of funding either via a TA/RA position or grant and do not take loans or expend personal funds.
- The majority of respondents (70-80%) indicated the criteria for funding was clear and the program provided adequate funding for its students.

VII. General Assessment

- The majority of students (~75%) rate the overall quality of their academic experience as being very good to excellent.
- The majority of students (50-80%) identify the following as being somewhat of an obstacle to their academic progress:
 - (limitations of) research facilities/space/technology
 - work/financial commitments
 - family obligations
 - availability of faculty
 - program structure and/or requirements
 - dissertation topic/research
 - course scheduling
 - immigration laws or regulations
- Approximately 67% of the respondents are confident they will complete their degree objectives and they would recommend this program to prospective students.
- The majority of students (~55%) estimate it will take them 5 to 6 years to complete their degree objectives.



- Respondents considered the following institutions when applying to the University of Washington (reported alphabetically by frequency):
 - UC Berkeley (5), Stanford University (3), UC San Diego (3), University of Oregon (3), University of Colorado (2), University of North Carolina (2), Yale University (2), Brigham Young University, Colorado State University, Columbia, Cornell University, MIT, McGill University, Northwestern University, Penn State, Princeton University, Purdue University, Texas A & M, University of Arizona, UC Davis, UC Irvine, UC Los Angeles, UC San Francisco, UC Santa Barbara, University of Florida, University of Michigan, University of Pennsylvania, UT Austin, University of Wisconsin, Utah State, and Vanderbilt.

Appendix A: Summary of GPSS Catalyst Survey Results for Chemistry Department

Summary Data from GPSS Catalyst Survey of Chemistry Department 2011

N = 49

I. Academic Program

Question #6 (Please rate the following dimensions of academic quality in your graduate program)

Academic standards

Response	Frequency	Percent
No Opinion	1	2
Excellent	11	22.4
Very Good	31	63.3
Fair	5	10.2
Poor	1	2

Integration of current developments in my field

Response	Frequency	Percent
Excellent	18	36.7
Very Good	18	36.7
Fair	11	22.4
Poor	2	4.1

Program space and facilities

Response	Frequency	Percent
No Opinion	1	2
Strongly Agree	9	18.4
Agree	23	46.9
Good	8	16.3
Fair	7	14.3
Poor	1	2

Question 7 (Rate the following dimensions of the intellectual environment in your graduate program)

The intellectual quality of the faculty

Response	Frequency	Percent
Excellent	24	49
Very Good	21	42.9
Good	3	6.1
Fair	1	2

The intellectual quality of your fellow graduate students

Response	Frequency	Percent
Excellent	9	18.4
Very Good	26	53.1
Good	11	22.4
Fair	3	6.1

Question 8 (To what extent do you agree with the following statements concerning your graduate program)

Program activities foster a sense of intellectual community

Response	Frequency	Percent
No Opinion	1	2
Excellent	11	22.4
Very Good	25	51
Good	8	16.3
Fair	4	8.2

Program supports my research or professional goals

Response	Frequency	Percent
Strongly Agree	16	32.7
Agree	23	46.9
Neutral	7	14.3
Disagree	3	6.1

Program encourages collaboration and/or teamwork

Response	Frequency	Percent
Strongly Agree	22	44.9
Agree	20	40.8
Neutral	4	8.2
Disagree	3	6.1

Program provides opportunities to take coursework outside my own department

Response	Frequency	Percent
Strongly Agree	7	14.3
Agree	23	46.9
Neutral	15	30.6
Disagree	2	4.1
Strongly Disagree	2	4.1

Program provides opportunities to engage in interdisciplinary work

Response	Frequency	Percent
Strongly Agree	11	22.4
Agree	22	44.9
Neutral	16	32.7

The amount of coursework required seems appropriate to the degree

Response	Frequency	Percent
Strongly Agree	10	20.4
Agree	31	63.3
Neutral	6	12.2
Disagree	2	4.1

Question 9 (Are there any additional comments regarding the quality of your academic program that you would like GPSS to know and/or include in the report?)

The program should be made more rigorous, because some people do not seem to work as hard as others.

There is a strong feeling of cooperation here.

Needs to be more encouragement for writing for non-technical journals.

II. Research Experience

Question 10 (Please respond to the following question regarding your research experience in your program)

Please evaluate the level of training you have received in your program before beginning your own research or scholarly work.

Response	Frequency	Percent
No Opinion	2	4.1
High	3	6.1
Above Average	13	26.5
Average	21	42.9
Below Average	8	16.3
Low	1	2
No Response	1	2

Question 11 (Please respond to the following question regarding your research experience in your program)

Please evaluate the quality of faculty guidance you received formulating a research topic.

Response	Frequency	Percent
No Opinion	3	6.1
High	11	22.4
Above Average	14	28.6
Average	15	30.6
Below Average	4	8.2
Low	2	4.1

Question 12 (Please respond to the following question regarding your research experience in your program)

Please evaluate your research or scholarly work in collaboration with one or more faculty.

Response	Frequency	Percent
No Opinion	9	18.4
High	8	16.3
Above	11	22.4
Average	14	28.6
Below Average	5	10.2
Low	1	2
No Response	1	2

Question 13 (Please respond to the following question regarding your research experience in your program)

Please evaluate the level of assistance you have received from support or technical staff in your program.

Response	Frequency	Percent
No Opinion	4	8.2
High	10	20.4
Above	19	38.8

Average	15	30.6
Below Average	1	2

Question 14 (Please respond to the following questions regarding your research experience in your program)

Have you assisted in writing a grant proposal?

Response	Frequency	Percent
Yes	18	36.7
No	29	59.2
No Answer	2	4.1

Have you attended a professional conference?

Response	Frequency	Percent
Yes	21	42.9
No	25	51
No Answer	3	6.1

Have you presented a paper or poster session at a professional conference?

Response	Frequency	Percent
Yes	20	40.8
No	27	55.1
No Response	2	4.1

Question 15 (Are there any additional comments regarding your research experience that you would like GPSS to know and/or include in the report?)

My advisor has been very helpful and supportive. They have been critical in my development both in terms of technical skills and scholarly development.

Personally, my advisor is nearly useless, but other members of the department are better.

III. Career Counseling and Job Search

Question 16 (How satisfied are you with the career counseling you have received from your advisor or other faculty in your department)

How satisfied are you with the career counseling you have received from your advisor or faculty in your department?

Response	Frequency	Percent
No Opinion	11	22.4
Very Satisfied	2	4.1
Satisfied	13	26.5
Somewhat Satisfied	12	24.5
Dissatisfied	6	12.2
Very Dissatisfied	3	6.1
Program/Department Provides no counseling	1	2
No Response	1	2

Question 17 (Please evaluate the quality of advice and/or assistance you have received from your advisor or other department faculty about the following topics?)

Teaching in higher education

Response	Frequency	Percent
No Opinion	13	26.5
High	3	6.1
Above Average	10	20.4
Average	12	24.5
Below Average	6	12.2
Low	4	8.2
No Response	1	2

Employment opportunities inside academia

Response	Frequency	Percent
No Opinion	13	26.5
High	2	4.1
Above Average	7	14.3
Average	18	36.7
Below Average	5	10.2
Low	3	6.1
No Response	1	2

Employment opportunities outside academia

Response	Frequency	Percent
No Opinion	14	28.6
Above Average	7	14.3
Average	12	24.5
Below Average	10	20.4
Low	5	10.2
No Response	1	2

How to search for a job

Response	Frequency	Percent
No Opinion	15	30.6
Above Average	4	8.2
Average	12	24.5
Below Average	7	14.3
Low	10	20.4
No Response	1	2

How to prepare a resume or curriculum vitae

Response	Frequency	Percent
No Opinion	18	36.7
High	1	2
Above Average	4	8.2
Average	12	24.5
Below Average	4	8.2

Low	9	18.4
No Response	1	2

How to prepare for an interview

Response	Frequency	Percent
No Opinion	19	38.8
High	1	2
Above Average	2	4.1
Average	10	20.4
Below Average	7	14.3
Low	9	18.4
No Response	1	2

Question 18 (Are there any additional comments regarding career counseling and employment assistance that you would like GPSS to know and/or include in the report?)

Faculty and staff took the time to review my CV

The emphasis here is on academic careers and not industry or government

We need more help making the transition to post-graduate life

IV. Advising

Question 19

How satisfied are you with the quality of advising in your graduate program?

Response	Frequency	Percent
No Opinion	3	6.1
Very Satisfied	5	10.2
Satisfied	20	40.8
Somewhat Satisfied	16	32.7
Dissatisfied	5	10.2

Question 20

How satisfied are you with the amount of communication you have with your advisor?

Response	Frequency	Percent
No Opinion	2	4.1
Very Satisfied	14	28.6
Satisfied	14	18.6
Somewhat Satisfied	12	24.5
Dissatisfied	6	12.2
Very Dissatisfied	1	2

Question 21 (Have you received advice on the following?)

Preparing for oral examinations

Response	Frequency	Percent
No Opinion	6	12.2
Yes	29	59.2
No	5	10.2

Not Applicable	9	18.4
----------------	---	------

Preparing for written examinations

Response	Frequency	Percent
No Opinion	10	20.4
Yes	19	38.8
No	5	10.2
Not Applicable	14	28.6
No Response	1	2

Developing your thesis/dissertation proposal

Response	Frequency	Percent
No Opinion	13	26.5
Yes	17	34.7
No	5	10.2
Not Applicable	14	28.6

Selecting your thesis/dissertation advisor

Response	Frequency	Percent
No Opinion	10	20.4
Yes	27	55.1
No	6	12.2
Not Applicable	6	12.2

Doing your research

Response	Frequency	Percent
No Opinion	5	10.2
Yes	37	75.5
No	4	8.2
Not Applicable	3	6.1

Plagiarism and other violations of the standards of academic integrity

Response	Frequency	Percent
No Opinion	10	20.4
Yes	31	63.3
No	5	10.2
Not Applicable	3	6.1

Intellectual property issues

Response	Frequency	Percent
No Opinion	12	24.5
Yes	24	49
No	9	18.4
Not Applicable	4	8.2

Preparing for your final defense

Response	Frequency	Percent
No Opinion	13	26.5

Yes	5	10.2
No	5	10.2
Not Applicable	25	51
No Response	1	2

Your thesis/dissertation draft

Response	Frequency	Percent
No Opinion	13	26.5
Yes	3	6.1
No	6	12.2
Not Applicable	26	53.1
No Response	1	2

V. Departmental Community

Question 22

The sense of community in my graduate program has generally been:

Response	Frequency	Percent
High	13	26.5
Above Average	16	32.7
Average	15	30.6
Below Average	2	4.1
Low	3	6.1

Question 23 (Please select one answer for each of the following questions)

Please evaluate how open your graduate program is to diversity (gender, race or ethnicity, country of origin, religion, sexual orientation and disability)?

Response	Frequency	Percent
No Opinion	7	14.3
High	15	30.6
Above Average	8	16.3
Average	14	28.6
Below Average	2	4.1
Low	2	4.1
No Response	1	2

Please evaluate how committed your graduate program is to attracting diverse students?

Response	Frequency	Percent
No Opinion	12	24.5
High	10	20.4
Above Average	6	12.2
Average	16	32.7
Below Average	2	4.1
Low	2	4.1
No Response	1	2

Please evaluate your graduate program's level of support for the needs of diverse students?

Response	Frequency	Percent
No Opinion	19	38.8

High	8	16.3
Above Average	5	10.2
Average	13	26.5
Below Average	1	2
Low	2	4.1
No Response	1	2

Question 24

Does your program have a diversity committee?

Response	Frequency	Percent
Don't Know/No Opinion	41	83.7
Yes	3	6.1
No	5	10.2

VI. Funding

Question 25

Estimate the size of the original loans you will have accumulated at the UW by the time you graduate, not including any loans for previous degrees (choose only one answer).

Response	Frequency	Percent
No Response	1	2
\$0	36	73.5
\$1-9,999	5	10.2
\$10,000-24,999	4	8.2
\$25,000-39,999	1	2
\$55,000-69,999	1	2
\$100,000-124,999	1	2

Question 26 (Using the following scale, please approximate the number of quarter that you have received each type of support)

Teaching assistantship

Response	Frequency	Percent
More than 9 Quarters	5	10.2
7-9 Quarters	3	6.1
4-6 Quarters	16	32.7
1-3 Quarters	24	49
None	1	2

Research assistantship

Response	Frequency	Percent
More than 9 Quarters	12	24.5
7-9 Quarters	6	12.2
4-6 Quarters	11	22.4
1-3 Quarters	14	28.6
None	5	10.2
No Response	1	2

Non-service fellowship

Response	Frequency	Percent
----------	-----------	---------

More than 9 Quarters	1	2
1-3 Quarters	7	14.3
None	36	73.5
No Response	5	10.2

Traineeship or grant

Response	Frequency	Percent
More than 9 Quarters	1	2
4-6 Quarters	2	4.1
None	41	83.7
No Response	5	10.2

Need-based financial aid/loans

Response	Frequency	Percent
More than 9 Quarters	1	2
4-6 Quarters	2	4.1
1-3 Quarters	3	6.1
None	38	77.6
No Response	5	10.2

Personal funding

Response	Frequency	Percent
More than 9 Quarters	2	4.1
4-6 Quarters	1	2
1-3 Quarters	2	4.1
None	39	79.6
No Response	5	10.2

Other funding

Response	Frequency	Percent
1-3 Quarters	1	2
None	43	87.8
No Response	5	10.2

Question 27

Are the criteria for financial support in your graduate program clear and available?

Response	Frequency	Percent
No Opinion	2	4.1
Yes	35	71.4
No Opinion	3	6.1
Unsure	9	18.4

Question 28

Do you feel your graduate program provides sufficient funding for graduate students?

Response	Frequency	Percent
No Opinion	2	4.1
Yes	38	77.6
No Opinion	3	6.1

Unsure

6

12.2

Question 29 (Are there any additional comments regarding funding issues that you would like GPSS to know and/or include in the report?)

Our compensation rates seem to be appropriate

Utilize public money

Need greater clarity on how outside fellowship pay students

Graduate childcare

The guidelines for how many different appointments and funding streams a student should be made more clear, meaning that someone cannot be on a fellowship and be a RA at the sametime.

VII. General Assessment

Question 30

Rate the overall quality of your academic experience at this university.

Response	Frequency	Percent
Excellent	8	16.3
Very Good	27	55.1
Good	9	18.4
Fair	5	10.2

Question 31 (Rate the Extent to which these factors are an obstacle to your academic progress)

Research facilities/space/technology

Response	Frequency	Percent
Not Applicable	2	4.1
Major Obstacle	2	4.1
Somewhat of an Obstacle	32	65.3
Minor Obstacle	12	24.5
No Response	1	2

Work/financial commitments

Response	Frequency	Percent
Not Applicable	3	6.1
Major Obstacle	1	2
Somewhat of an Obstacle	42	85.7
Minor Obstacle	2	4.1
No Response	1	2

Family obligations

Response	Frequency	Percent
Not Applicable	3	6.1
Major Obstacle	2	4.1
Somewhat of an Obstacle	35	71.4
Minor Obstacle	8	16.3

No Response	1	2
-------------	---	---

Availability of faculty

Response	Frequency	Percent
Major Obstacle	1	2
Somewhat of an Obstacle	36	73.5
Minor Obstacle	10	20.4
No Response	2	4.1

Program structure and/or requirements

Response	Frequency	Percent
Major Obstacle	3	6.1
Somewhat of an Obstacle	33	67.3
Minor Obstacle	12	24.5
No Response	1	1

Dissertation topic/research

Response	Frequency	Percent
Not Applicable	10	20.4
Major Obstacle	2	4.1
Somewhat of an Obstacle	31	63.3
Minor Obstacle	5	10.2
No Response	1	2

Course scheduling

Response	Frequency	Percent
Not Applicable	1	2
Major Obstacle	1	2
Somewhat of an Obstacle	40	81.6
Minor Obstacle	6	12.2
No Response	1	2

Immigration laws or regulations

Response	Frequency	Percent
Not Applicable	24	49
Somewhat of an Obstacle	23	46.9
Minor Obstacle	1	2
No Response	1	2

Question 32

How likely are you to complete your degree objective?

Response	Frequency	Percent
Very Likely	33	67.3
Somewhat Likely	6	12.2
Likely	5	10.2
Somewhat Unlikely	5	10.2

Question 33

Would you recommend your academic program to prospective students in your field?

Response	Frequency	Percent
Definitely	21	42.9
Probably	18	36.7
Maybe	7	14.3
Probably Not	2	4.1
Deninitely Not	1	2

Question 34

Estimate the number of years it will take for you to complete your degree at the UW.

Response	Frequency	Percent
1-to-2	6	12.2
3	1	2
4	4	8.2
5	27	55.1
6	8	16.3
7+	3	6.1

Question 35 (When you applied to graduate school, what other universities with competing programs did you consider?)

UC San Diego, Northwestern University

UC Berkeley, UC Davis, University of Oregon

UC Santa Barbara, UC San Diego, Princeton University

University of California, Berkeley; Yale University; Stanford University

UPenn, Vanderbilt, Yale, TexasA&M

University of Arizona, University of California - Irvine

Columbia and MIT

University of Texas in Austin

University of Oregon, University of Colorado - Boulder, Colorado State University; all in Chemistry

Penn. State; UW Madison

University of Michigan Ann Arbor, University of Texas Austin

Penn State, University of Michigan, University of Oregon

Cornell University, University of Colorado, McGill University, University of California - Berkeley

UO, UC-Berkeley, UNC-Chapel Hill, UF-Gainesville

UCSD, UCSF, UCLA, Purdue, Penn State, Utah, BYU, Stanford

California-Berkeley, Wisconsin-Madison, North Carolina-Chapel Hill

Stanford

PRI

Question 36 (Are there any additional comments regarding your academic program that you would like GPSS to know/and or include in the report?)

Only comments were about the survey itself.

Appendix B: Original Survey as Administered by GPSS

Print view of 'Graduate Program Review Survey Dept of Chemistr...'

[Print this page](#)

Question 1.

Dear Graduate Student,

This year your program is under review and the Graduate and Professional Student (GPSS) wants to help ensure that your voice is heard. The GPSS enables graduate student experiences to be included in the process by helping conduct an online survey of the graduate students currently enrolled in the program and participating in focus group discussions. The results of these activities are summarized and presented as reports to the reviewing committee and become part of the permanent departmental record. They also help the reviewing committee generate its final report that critically evaluates the program and sets the course for the future direction of the program.

On behalf of GPSS, we request your participation in this survey which will be used to evaluate graduate students' experiences in your program. This online questionnaire consists of several dozen questions designed to help collect data on the following topics: educational status, academic program, research experience, career counseling, advising, departmental climate, funding and general assessment.

The survey should take approximately 15-20 minutes. It is primarily made up of yes/no questions, multiple choice and some open-ended questions. We would appreciate it if you would be as specific as possible in your answers.

Participation is voluntary and you are free to withdraw from participation at any time. If you have any questions please contact Rudy Owens, GPSS Chief of Staff, gpsspa@u.washington.edu.

Do you wish to continue?

Yes

No

No response

Logic destinations

➤ I. Educational Status

➤ Question 2: Are you sure you do not wan...

➤ Don't skip (default)

Question 2.

Are you sure you do not want to participate in the survey? Once you confirm that you do not want to participate, you will no longer be able to take the survey.

Yes

No, take me to the first question

No response

Logic destinations

➤ End of Survey


➤ I. Educational Status

➤ Don't skip (default)

I. Educational Status

Question 3.

What is your current student status?

- Master's student
- Doctoral student
- Doctoral candidate
- Non-matriculated student
-  Other (please specify):

Question 4.

In what department or field are you pursuing your degree?

Question 5.

What is your current official enrollment status?

- Select one...
 - Full-time
 - Part-time
 - On leave
-

II. Academic Program

Question 6.

Please rate the following dimensions of academic quality in your graduate program.

Rows

Academic standards

Integration of current developments in my field

Program space and facilities

- Excellent
- Very good
- Good
- Fair
- Poor
- No opinion

Question 7.

Rate the following dimensions of the intellectual environment in your graduate program.

Rows

The intellectual quality of the faculty

The intellectual quality of your fellow graduate students

- Excellent
- Very good
- Good
- Fair
- Poor
- No opinion

Question 8.

To what extent do you agree or disagree with the following statements concerning your graduate program?

Rows

Program activities foster a sense of intellectual community

Program supports my research or professional goals

Program encourages collaboration and/or teamwork

Program provides opportunities to take coursework outside my own department

Program provides opportunities to engage in interdisciplinary work

The amount of coursework required seems appropriate to the degree

- Strongly agree
- Agree
- Neutral
- Disagree
- Strongly disagree
- No opinion

Question 9.

Are there any additional comments regarding the quality of your academic program that you would like GPSS to know and/or include in the report?

III. Research experience**Question 10.**

Please respond to the following question regarding your research experience in your program.

Rows

Please evaluate the level of training you have received in your program before beginning your own research or scholarly work.

- High

- Above average
- Average
- Below average
- Low
- No opinion

Question 11.

Please respond to the following question regarding your research experience in your program.

Rows

Please evaluate the quality of faculty guidance you received formuating a research topic.

- High
- Above average
- Average
- Below average
- Low
- No opinion

Question 12.

Please respond to the following question regarding your research experience in your program.

Rows

Please evaluate your research or scholarly work in collaboration with one or more faculty.

- High
- Above average
- Average
- Below average
- Low
- No opinion

Question 13.

Please respond to the following question regarding your research experience in your program.

Rows

Please evaluate the level of assistance you have received from support or technical staff in your program.

- High
- Above average
- Average
- Below average
- Low
- No opinion

Question 14.

Please respond to the following questions regarding your research experience in your program.

Rows

Have you assisted in writing a grant proposal?

Have you attended a professional conference?

Have you presented a paper or poster session at a professional conference?


- Yes
- No
- No answer

Question 15.

Are there any additional comments regarding your research experience that you would like GPSS to know and/or include in the report?

IV. Career counseling and job search**Question 16.**

How satisfied are you with the career counseling you have received from your advisor or other faculty in your department?

- Very satisfied
- Satisfied
- Somewhat satisfied
- Dissatisfied
- Very dissatisfied
- No opinion
- Program/department provides no counseling
-  Additional comments:

Question 17.

Please evaluate the quality of advice and/or assistance you have received from your advisor or other department faculty about the following topics?

Rows

Teaching in higher education

Employment opportunities inside academia

Employment opportunities outside academia

How to search for a job

How to prepare a resume or curriculum vitae

How to prepare for an interview

- High
- Above average
- Average
- Below average
- Low
- No Opinion

Question 18.

Are there any additional comments regarding career counseling and employment assistance that you would like GPSS to know and/or include in the report?

V. Advising**Question 19.**

How satisfied are you with the quality of advising in your graduate program?

- Very satisfied
- Satisfied
- Somewhat satisfied
- Dissatisfied
- Very dissatisfied
- No opinion

Question 20.

How satisfied are you with the amount of communication you have with your advisor?

- Very satisfied
 - Satisfied
 - Somewhat satisfied
 - Dissatisfied
 - Very dissatisfied
 - No opinion
-

Question 21.

Have you received adequate advice on the following?

Rows

Preparing for oral examinations

Preparing for written examinations

Developing your thesis/dissertation proposal

Selecting your thesis/dissertation advisor

Doing your research

Plagiarism and other violations of the standards of academic integrity

Intellectual property issues

Preparing for your final defense

Your thesis/dissertation draft

- Yes
 - No
 - No opinion
 - Not applicable
-

VI. Departmental community

Question 22.

The sense of community in my graduate program has generally been:

- High
- Above average
- Average
- Below average
- Low
- No opinion

Question 23.

Please select one answer for each of the following questions.

Rows

Please evaluate how open your graduate program is to diversity (gender, race or ethnicity, country of origin, religion, sexual orientation and disability)?

Please evaluate how committed your graduate program is to attracting diverse students?

Please evaluate your graduate program's level support for the needs of diverse students?

- High
- Above average
- Average
- Below average
- Low
- No opinion

Question 24.

Does your program have a diversity committee?

- Yes
- No

Don't know/no opinion

VII. Funding

Question 25.

Estimate the size of the original loans you will have accumulated at the UW by the time you graduate, not including any loans for previous degrees (choose only one answer).

- \$0
- \$1-\$9,999
- \$10,000-\$24,999
- \$25,000-\$39,999
- \$40,000-\$54,999
- \$55,000-\$69,999
- \$70,000-\$84,999
- \$85,000-\$99,999
- \$100,000-\$124,999
- \$125,000-\$149,999
- \$150,000 or more

Question 26.

Using the following scale, please approximate the number of quarters that you have received each type of support:

Rows

Teaching assistantship
Research assistantship
Non-service fellowship
Traineeship or grant
Need-based financial aid/loans
Personal funding
Other funding

- More than 9 quarters
- 7-9 quarters
- 4-6 quarters
- 1-3 quarters
- None

Question 27.

Are the criteria for financial support in your graduate program clear and available?

- Yes
- No

- Unsure
- No opinion

Question 28.

Do you feel your graduate program provides sufficient funding for graduate students?

- Yes
- No
- Unsure
- No opinion

Question 29.

Are there any additional comments regarding funding issues that you would like GPSS to know and/or include in the report?

VIII. General assessment**Question 30.**

Rate the overall quality of your academic experience at this university.

- Excellent
- Very good
- Good
- Fair
- Poor
- No response

Question 31.

Rate the extent to which these factors are an obstacle to your academic progress.

Rows

Research facilities/space/technology

Work/financial commitments

Family obligations

Availability of faculty

Program structure and/or requirements

Dissertation topic/research

Course scheduling

Immigration laws or regulations

- Major obstacle
- Somewhat of an obstacle

- Minor obstacle
- Not an obstacle
- Not applicable


Question 32.

How likely are you to complete your degree objective?

- Very likely
- Somewhat likely
- Likely
- Somewhat unlikely
- Very unlikely
- No opinion

Question 33.

Would you recommend your academic program to prospective students in your field?

- Definitely
- Probably
- Maybe
- Probably not
- Definitely not
- No opinion
-  Other (please specify):

Question 34.

Estimate the number of years it will take for you to complete your degree at the UW.

Rows


- 1-2
- 3
- 4
- 5
- 6
- 7+

Question 35.

When you applied to graduate school, what other universities with competing programs did you consider?

Question 36.

Are there any additional comments regarding your academic program that you would like GPSS to know and/or include in the report?



Questions or comments?
[Contact us](#) or email catalysthelp@uw.edu
